

Stand Activity Summary for Benoit School District

Filters Applied: County:
 Client Class:
 District:
 Client: Benoit School District
 STR:
 Activity:
 Year: 2012 Through 2021

STR	Strata	Stand	Activity	Acre	Est. Cost	Est. Revenue
2012						
8 20N 10W	1	1	Harvest, Mechanical, Final, Machine, Misc Hardwood	172	\$6,880.00	\$130,720.00
Yearly Totals				172	\$6.880.00	\$130.720.00
2013						
8 20N 10W	1	1	Regeneration, Artificial, Plant, Hand, Misc Red Oak	172	\$21,500.00	\$0.00
Yearly Totals				172	\$21.500.00	\$0.00
2018						
8 20N 10W	1	3	Harvest, Mechanical, Final, Machine, Misc Hardwood	101	\$3,535.00	\$72,720.00
Yearly Totals				101	\$3.535.00	\$72.720.00
2019						
8 20N 10W	1	3	Regeneration, Artificial, Plant, Hand, Misc Red Oak	101	\$12,625.00	\$0.00
Yearly Totals				101	\$12.625.00	\$0.00
Grand Totals				546	\$44.540.00	\$203.440.00

Stand Activity Summary for
Benoit School District

Filters Applied: County:
Client Class:
District:
Client: Benoit School District
STR:
Activity: Harvest
Year: 2012 Through 2021

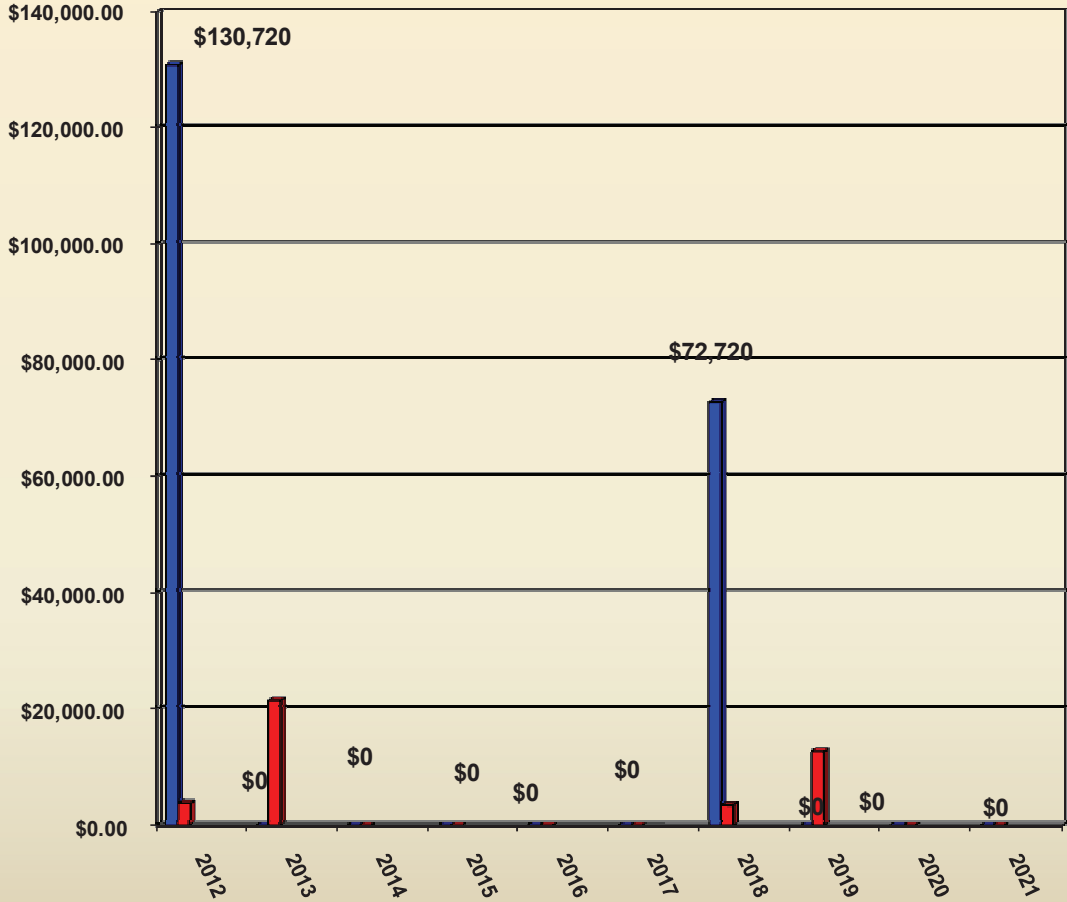
STR	Strata	Stand	Activity	Acre	Est. Cost	Est. Revenue
2012						
8 20N 10W	1	1	Harvest, Mechanical, Final, Machine, Misc Hardwood	172	\$6,880.00	\$130,720.00
Yearly Totals				172	\$6,880.00	\$130,720.00
2018						
8 20N 10W	1	3	Harvest, Mechanical, Final, Machine, Misc Hardwood	101	\$3,535.00	\$72,720.00
Yearly Totals				101	\$3,535.00	\$72,720.00
Grand Totals				273	\$10,415.00	\$203,440.00

Property Activities Report

Filters Applied: County:
 Client Class:
 District:
 Client: Benoit School District
 STR:
 Year: 2012 Through 2021

Client Name	Plan Year	STR	Act. Name	Method	Practice	Application	Est. Cost	Act. Object	Est. Miles
							Totals	\$0.00	0
							Summary for 'PlanYear' =		
							Totals	\$0.00	0
							Summary for		
							Totals	\$0.00	0
Grand Totals							\$0.00	0	

BENOIT SCHOOL DISTRICT REVENUE – EXPENSES 2012-2021



■ REVENUE
■ EXPENSE

These are estimated Revenue and Expenses

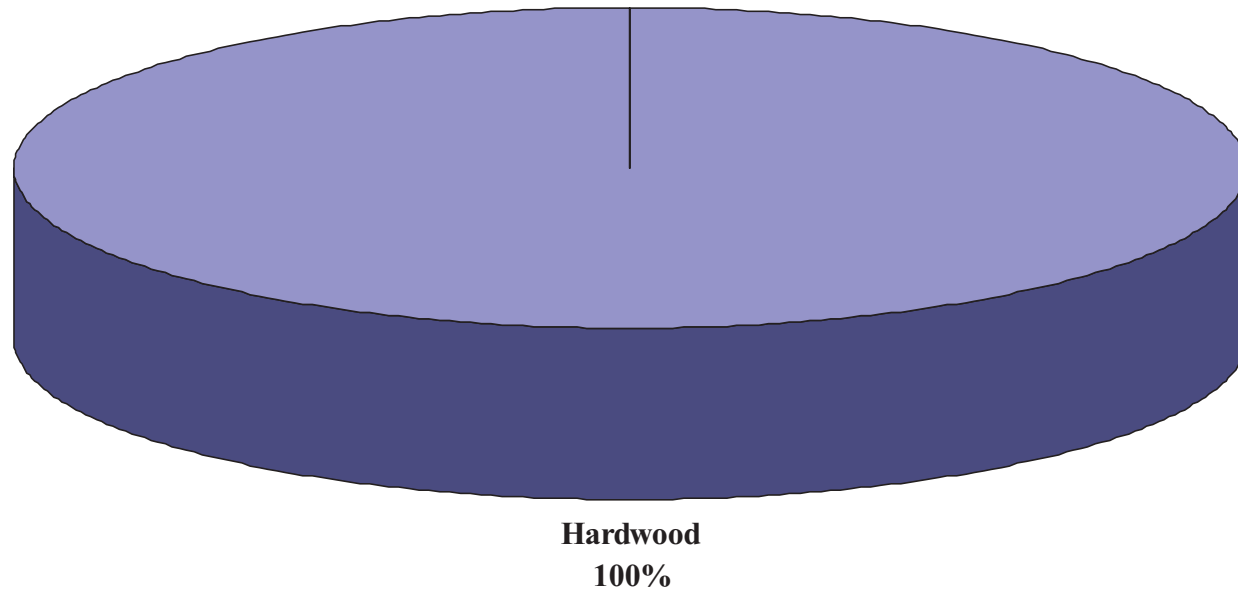
Filters Applied:

County:
Client Class:

District:
Client: Benoit School District

STR:

Broad Cover Type Distribution



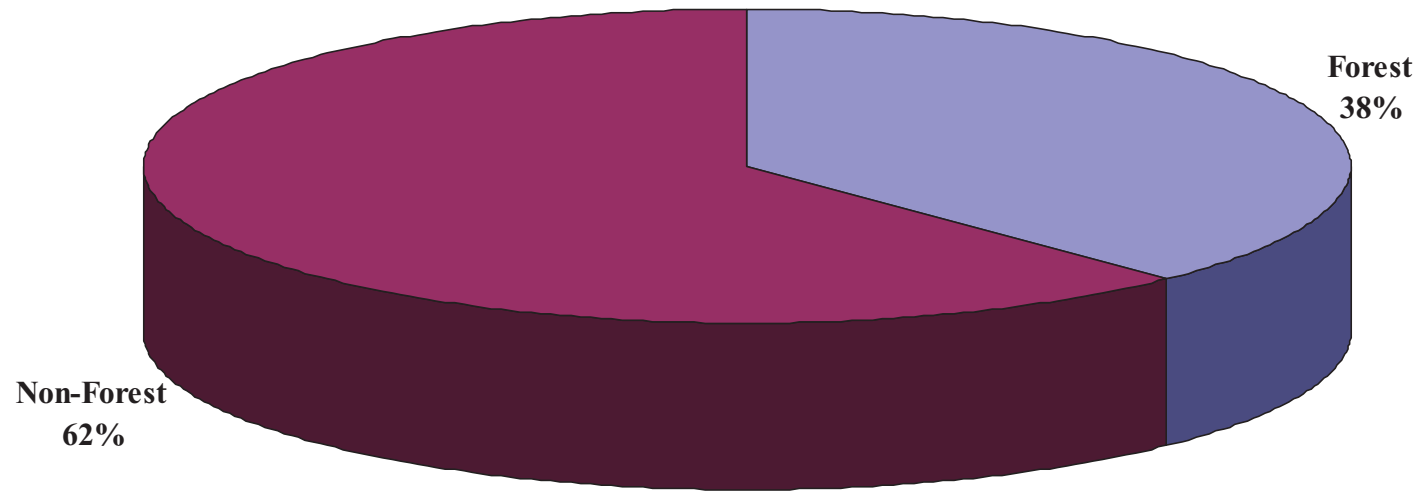
Filters Applied:

County:
Client Class:

District:
Client: Benoit School District

STR:

Land Use Distribution



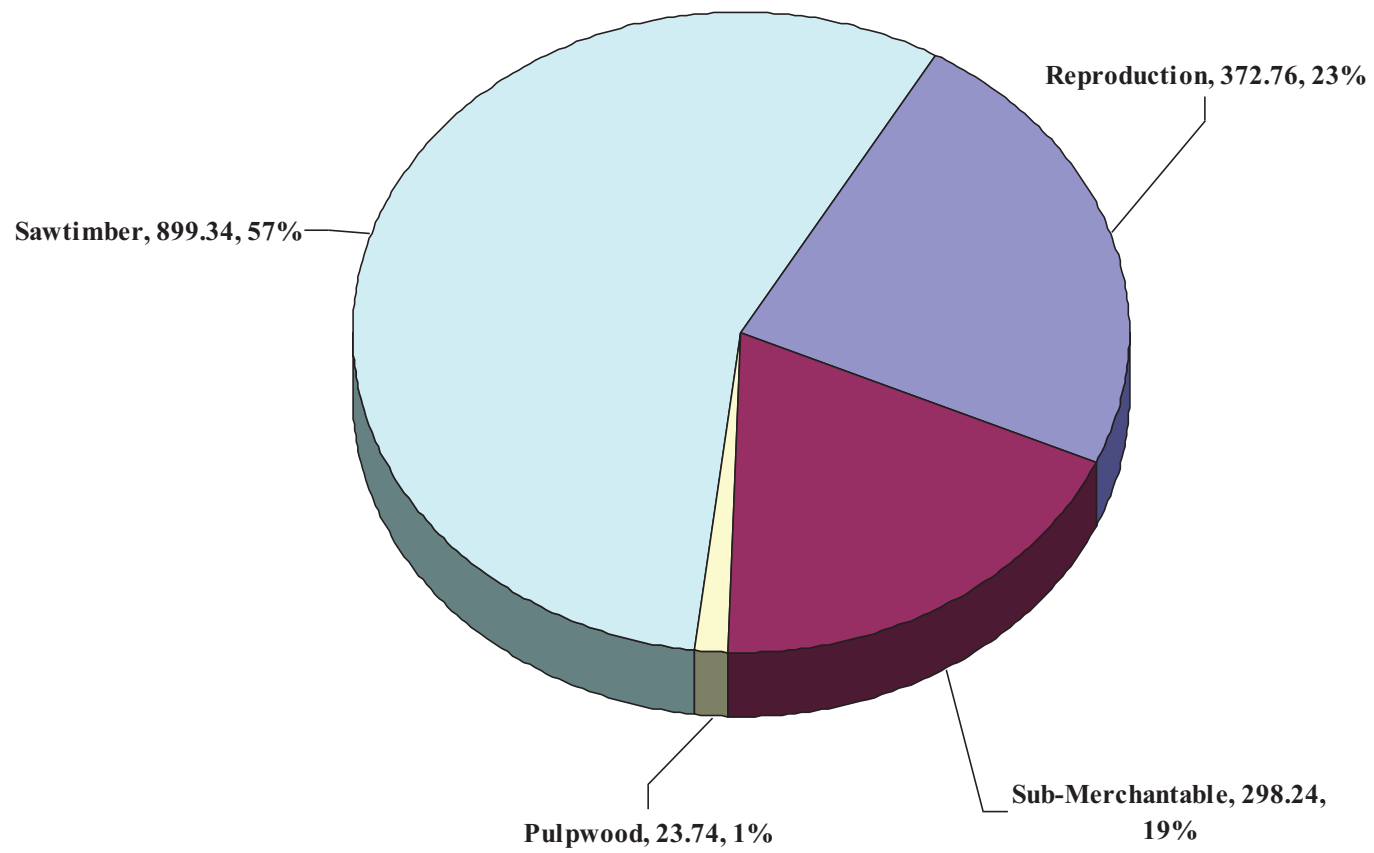
Filters Applied:

County:
Client Class:

District:
Client: Benoit School District

STR:

Forested Stands Class Distribution by Acres



Filters Applied:

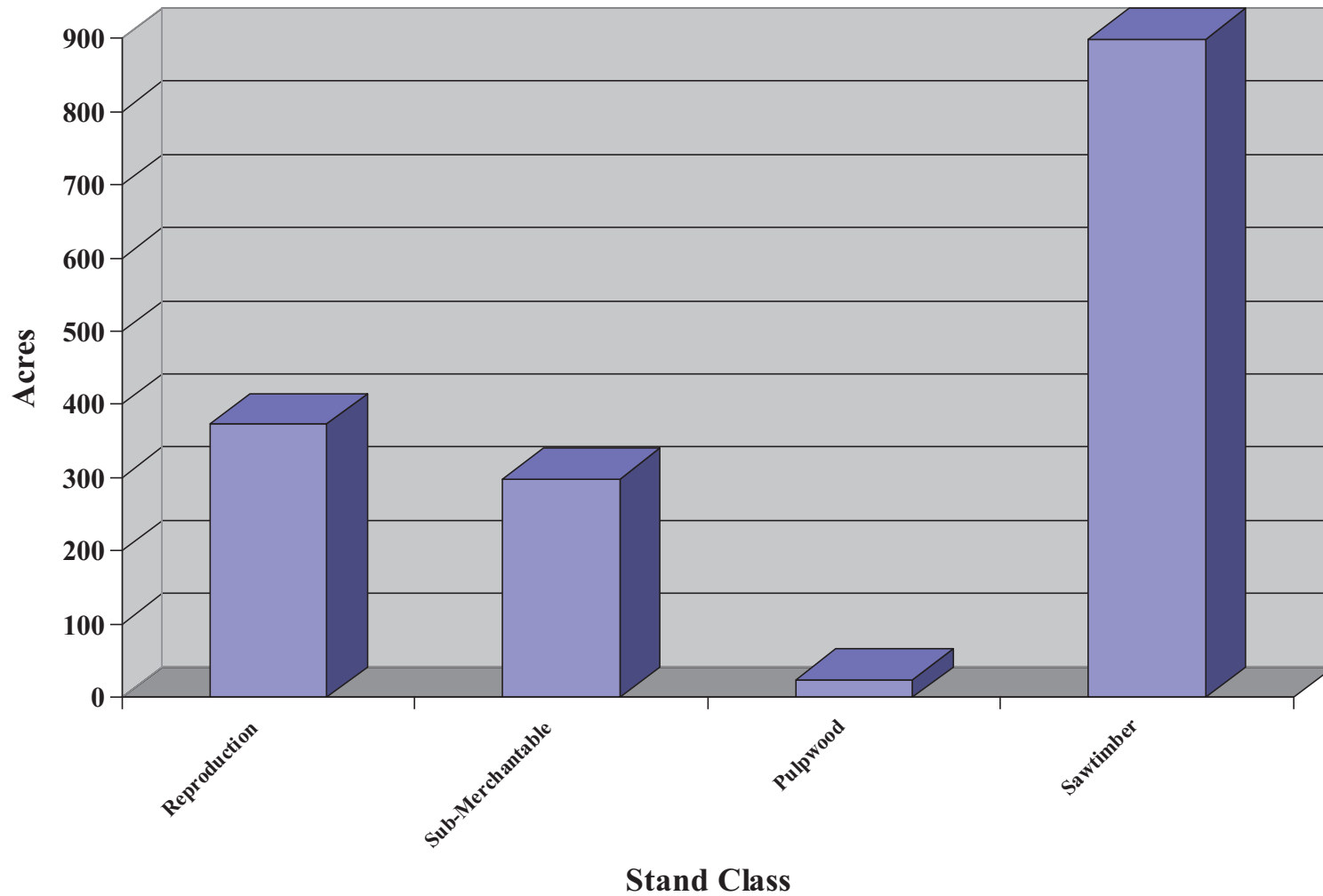
County:
District:

Client: Benoit School District
STR:

Broad Cover Type:
Client Class:

Stand Age: Through

Forested Stands Graph



Filters Applied:

County:
District:

Client: Benoit School District
STR:

Broad Cover Type:
Client Class:

Stand Age: Through

Age Distribution Graph

